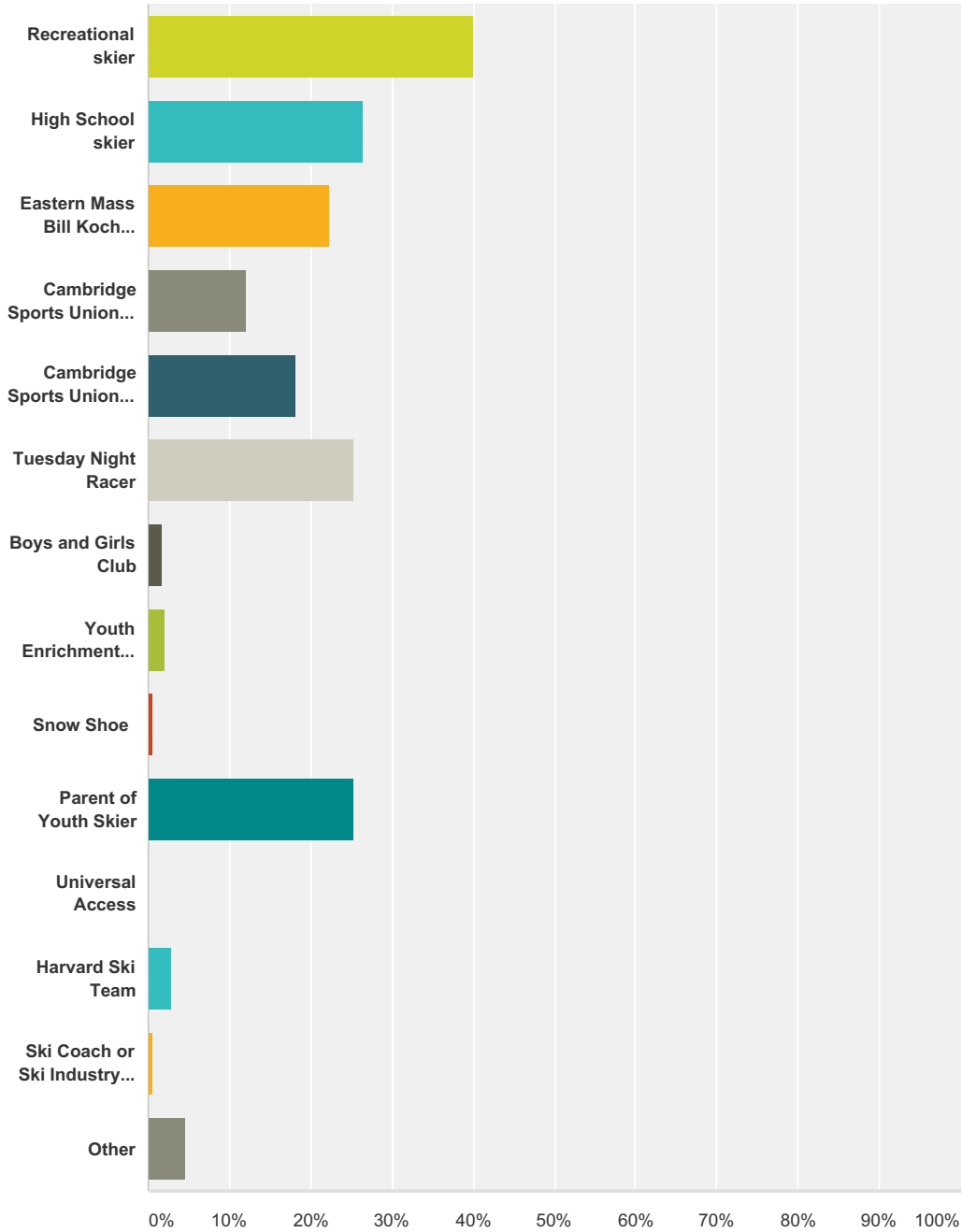


Q1 What best describes in what capacity you use the Leo J Martin Cross-Country Area (check all that apply)?

Answered: 282 Skipped: 1

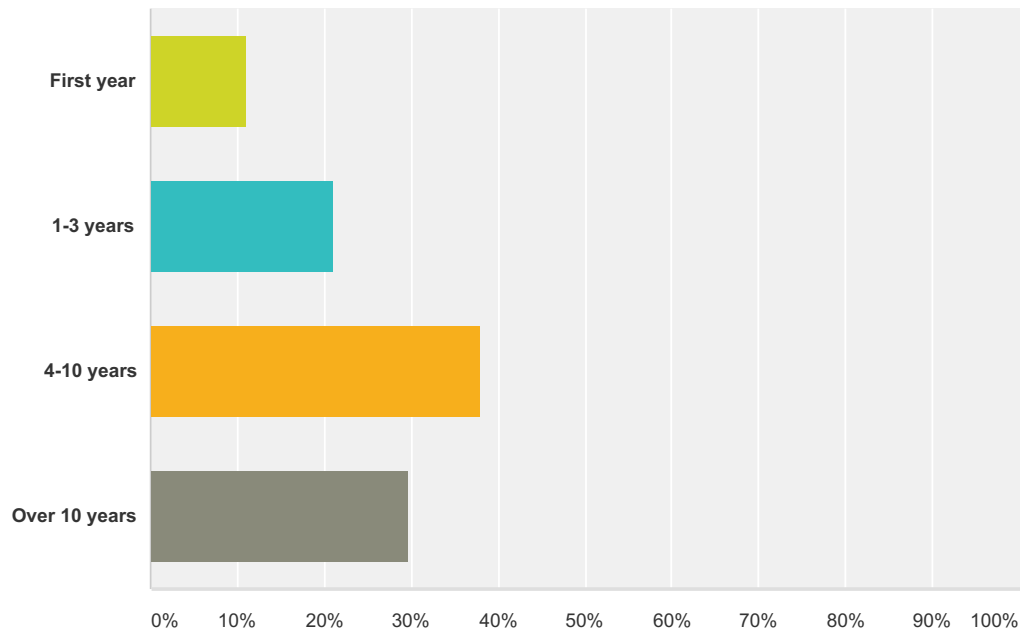


Answer Choices	Responses
Recreational skier	40.07% 113
High School skier	26.60% 75
Eastern Mass Bill Koch League	22.34% 63

Cambridge Sports Union Junior	12.06%	34
Cambridge Sports Union Adult	18.09%	51
Tuesday Night Racer	25.18%	71
Boys and Girls Club	1.77%	5
Youth Enrichment Services	2.13%	6
Snow Shoe	0.71%	2
Parent of Youth Skier	25.18%	71
Universal Access	0.00%	0
Harvard Ski Team	2.84%	8
Ski Coach or Ski Industry Professional	0.71%	2
Other	4.61%	13
Total Respondents: 282		

Q2 How many years have you been skiing at the Leo J Martin?

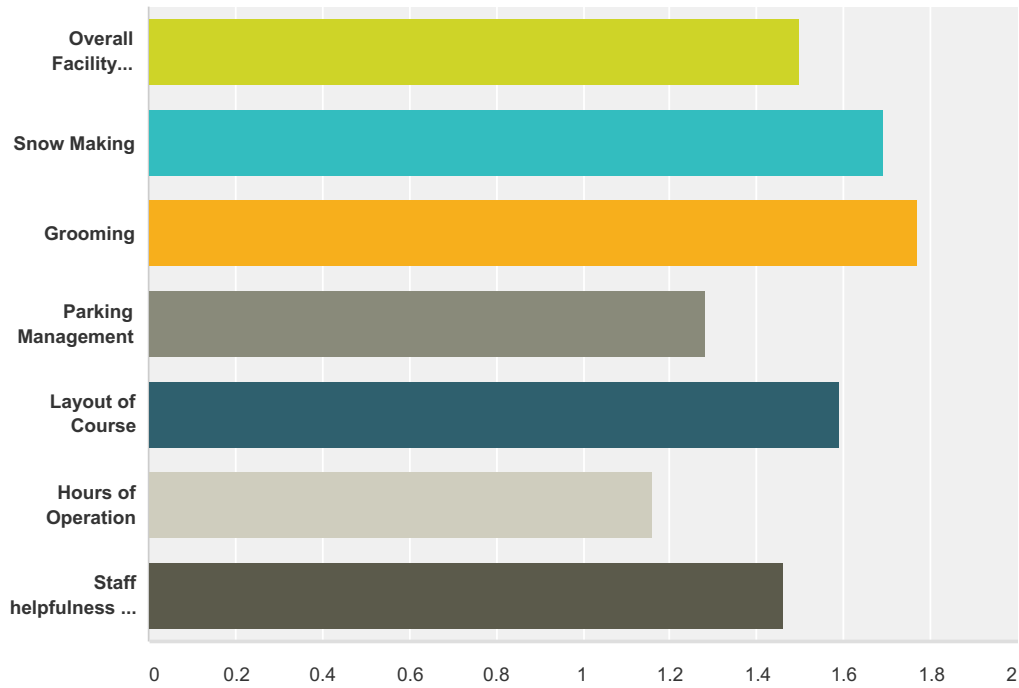
Answered: 279 Skipped: 4



Answer Choices	Responses
First year	11.11% 31
1-3 years	21.15% 59
4-10 years	37.99% 106
Over 10 years	29.75% 83
Total	279

Q3 How satisfied were you with the following operations?

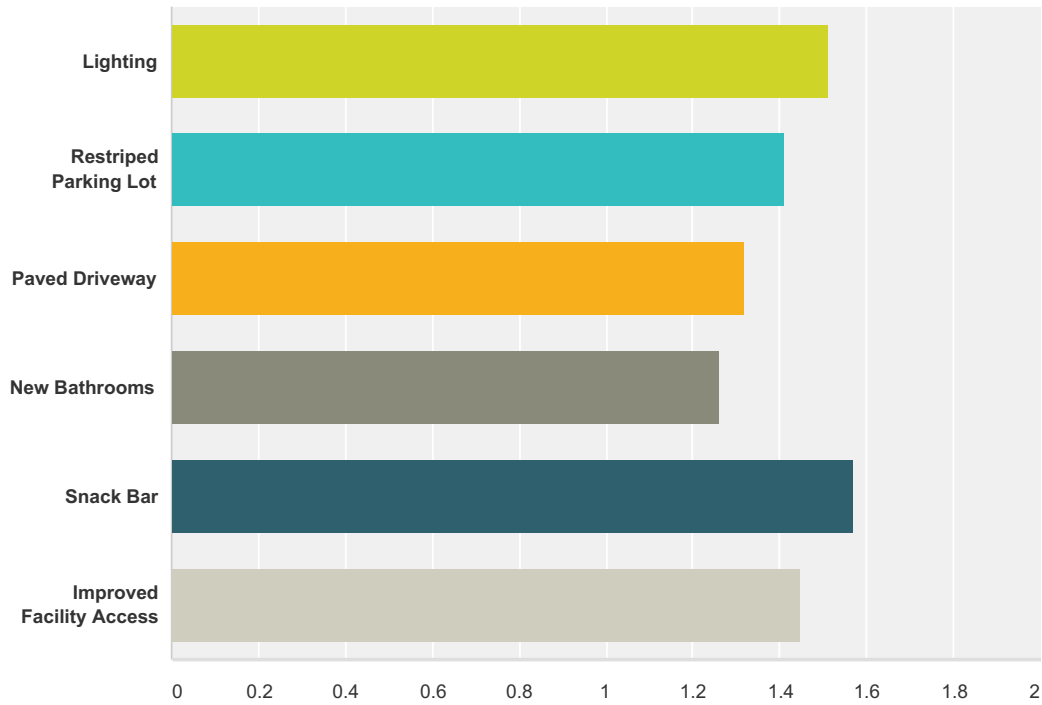
Answered: 281 Skipped: 2



	Very Satisfied	Somewhat Satisfied	Not at all Satisfied	Total	Weighted Average
Overall Facility Management	54.87% 152	40.07% 111	5.05% 14	277	1.50
Snow Making	43.64% 120	44.00% 121	12.36% 34	275	1.69
Grooming	38.41% 106	46.01% 127	15.58% 43	276	1.77
Parking Management	75.18% 206	21.90% 60	2.92% 8	274	1.28
Layout of Course	48.36% 133	44.00% 121	7.64% 21	275	1.59
Hours of Operation	86.03% 234	12.13% 33	1.84% 5	272	1.16
Staff helpfulness and availability	61.11% 165	32.22% 87	6.67% 18	270	1.46

Q4 How satisfied were you with the following capital improvements?

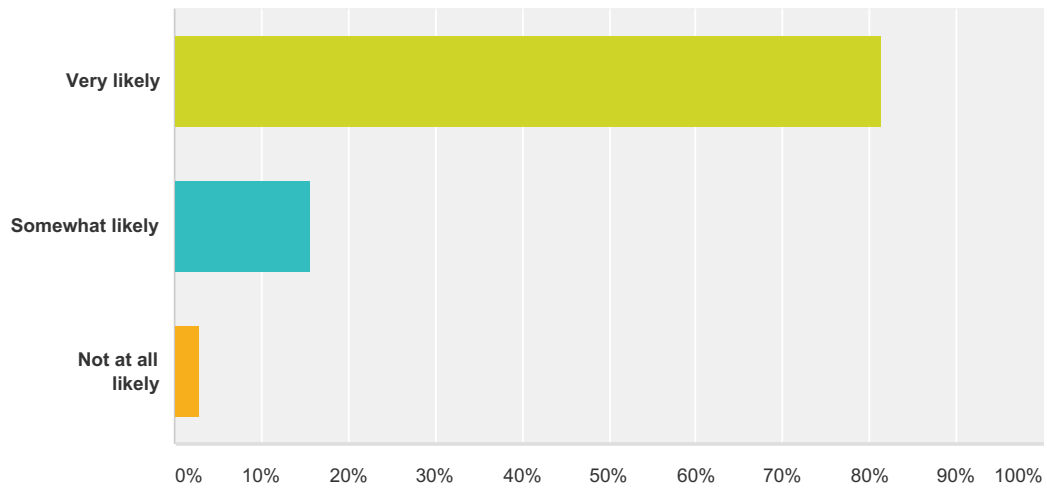
Answered: 277 Skipped: 6



	Very satisfied	Somewhat satisfied	Not at all satisfied	Total	Weighted Average
Lighting	56.98% 151	35.47% 94	7.55% 20	265	1.51
Restriped Parking Lot	62.40% 161	34.11% 88	3.49% 9	258	1.41
Paved Driveway	68.90% 175	29.92% 76	1.18% 3	254	1.32
New Bathrooms	77.08% 195	20.16% 51	2.77% 7	253	1.26
Snack Bar	50.20% 125	42.97% 107	6.83% 17	249	1.57
Improved Facility Access	57.83% 133	39.13% 90	3.04% 7	230	1.45

Q5 How likely are you to buy a pass or ticket next year?

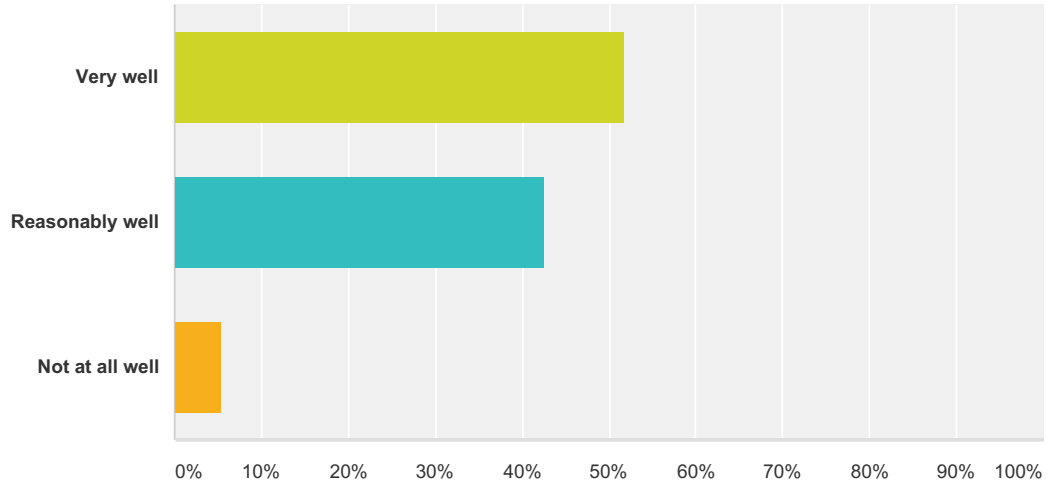
Answered: 275 Skipped: 8



Answer Choices	Responses
Very likely	81.45% 224
Somewhat likely	15.64% 43
Not at all likely	2.91% 8
Total	275

Q6 How well did you think the ticketing/season pass issuing was managed?

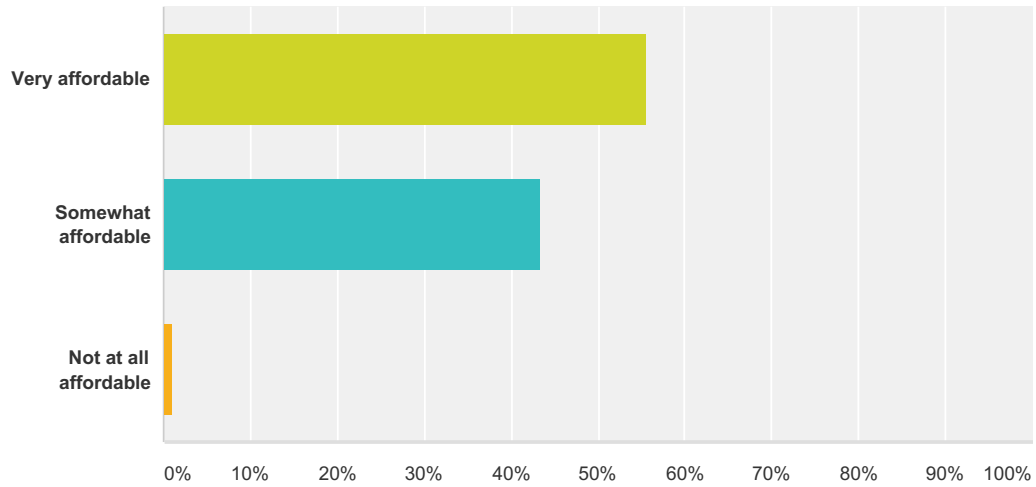
Answered: 272 Skipped: 11



Answer Choices	Responses
Very well	51.84% 141
Reasonably well	42.65% 116
Not at all well	5.51% 15
Total	272

Q7 How would you rate the ticket pricing?

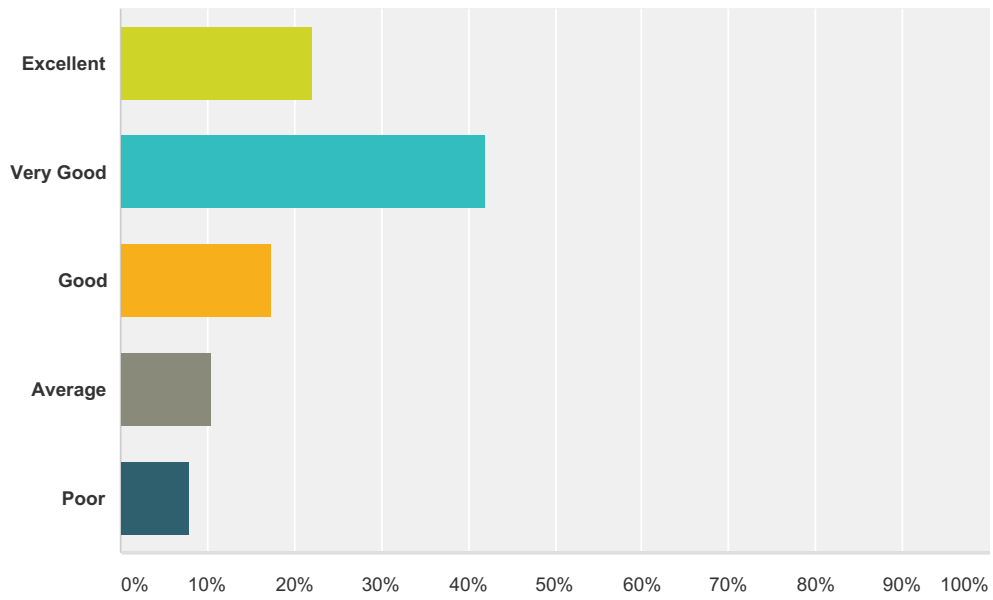
Answered: 270 Skipped: 13



Answer Choices	Responses	
Very affordable	55.56%	150
Somewhat affordable	43.33%	117
Not at all affordable	1.11%	3
Total		270

Q8 How would you rate the facility overall this year (taking into account the weather)?

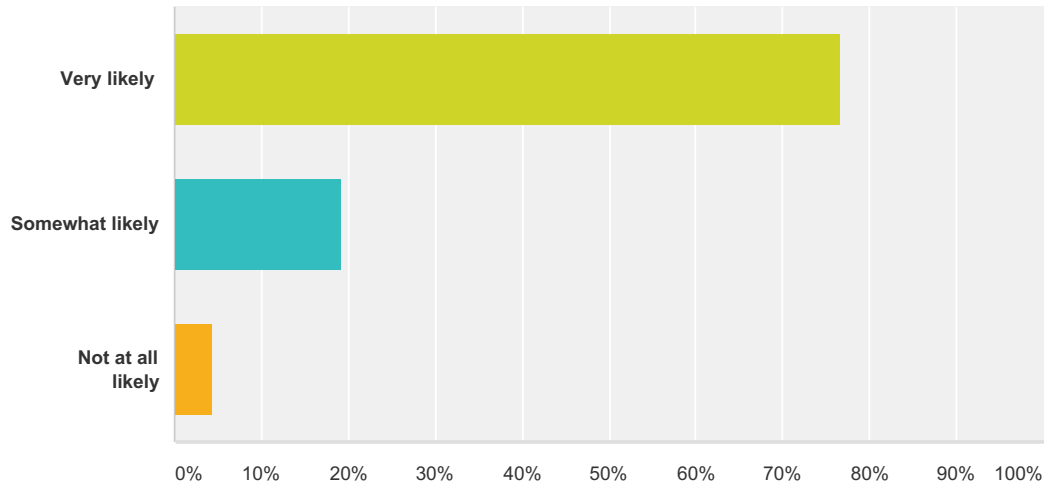
Answered: 276 Skipped: 7



Answer Choices	Responses
Excellent	22.10% 61
Very Good	42.03% 116
Good	17.39% 48
Average	10.51% 29
Poor	7.97% 22
Total	276

Q9 How likely are you to recommend the Leo J Martin ski area to a friend?

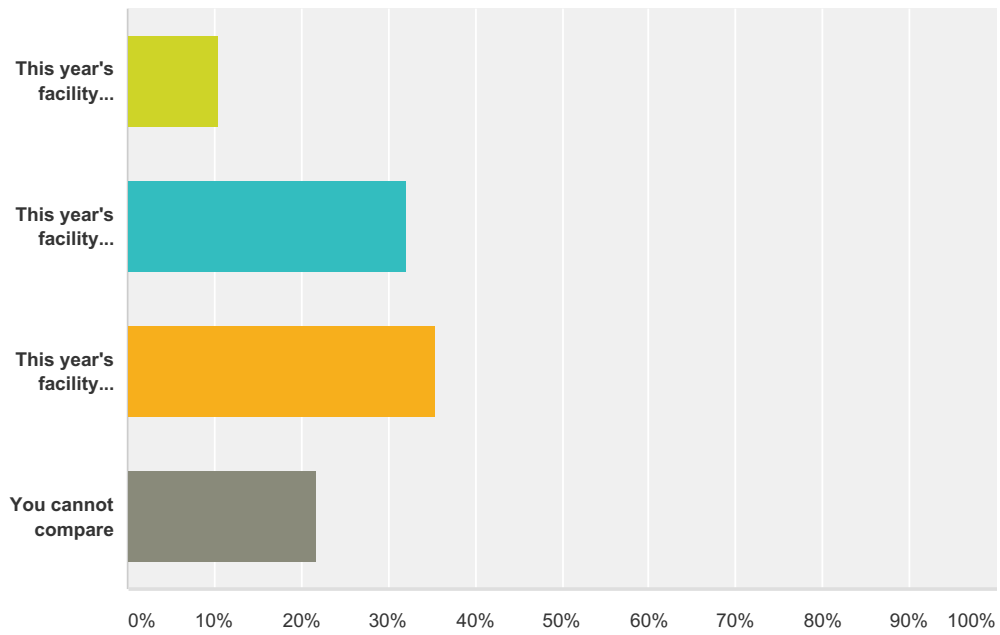
Answered: 277 Skipped: 6



Answer Choices	Responses
Very likely	76.53% 212
Somewhat likely	19.13% 53
Not at all likely	4.33% 12
Total	277

Q10 How would you compare facility management this year to last?

Answered: 276 Skipped: 7



Answer Choices	Responses
This year's facility management was more effective than last	10.51% 29
This year's facility management was comparable to last	32.25% 89
This year's facility management was less effective than last	35.51% 98
You cannot compare	21.74% 60
Total	276